



Mod. 1010NEW/N
P.T.O. "Normal type"
 with hose connectors, filter and spout

Mod. 1010NEW/C
P.T.O. "Normal type" complete
 with hoses, hose connectors, filter and spout

Flow rate: 80 l/min.
 Max pressure: 18 bar
 Max working r.p.m.: 600



THE FIRST WATER PTO PUMPS MANUFACTURED IN ITALY

Mod. 1180/N
P.T.O. "Super washing type"
 with hose connectors, filter and spout

Mod. 1180/C
P.T.O. "Super washing type" complete
 with hoses, hose connectors, filter and spout

Flow rate: 180 l/min.
 Max pressure: 25 bar
 Max working r.p.m.: 600

Mod. 1300/N
P.T.O. "Super water transfer type"
 with hose connectors and filter

Mod. 1300/C
P.T.O. "Super water transfer type" complete
 with hoses, hose connectors and filter

Flow rate: 300 l/min.
 Max working r.p.m.: 600



600 L/Min.**Mod. PTO600****“MAXI” P.T.O. WATER PUMP – 600LPM**

Complete with fixing chain, two 3pcs plastic hose connectors 2”x60mm, two clamps for 60mm I.D. hose and filter with foot valve

Mod. PTO600/T60**Hose for “MAXI” P.T.O. pump (meter) - Internal diameter: 60mm****Mod. PTO600/KITR****Repair kit for “MAXI” P.T.O. water pump****Technical data:**

Max flow rate: 600LPM - r.p.m. max 700 - Power: 13-18hP - Max pressure: 15bar (210psi)

Inlet/Outlet: 2”BSP Female - Dimensions: 240x230xh220 mm - Weight: 17kg

Max selfpriming distance: 4m - Max selfpriming distance with foot valve: 9m

Max lenght of discharge hose: 180m - Flow direction: all directions

HYDRAULIC JACKS Single or double piston



Single piston

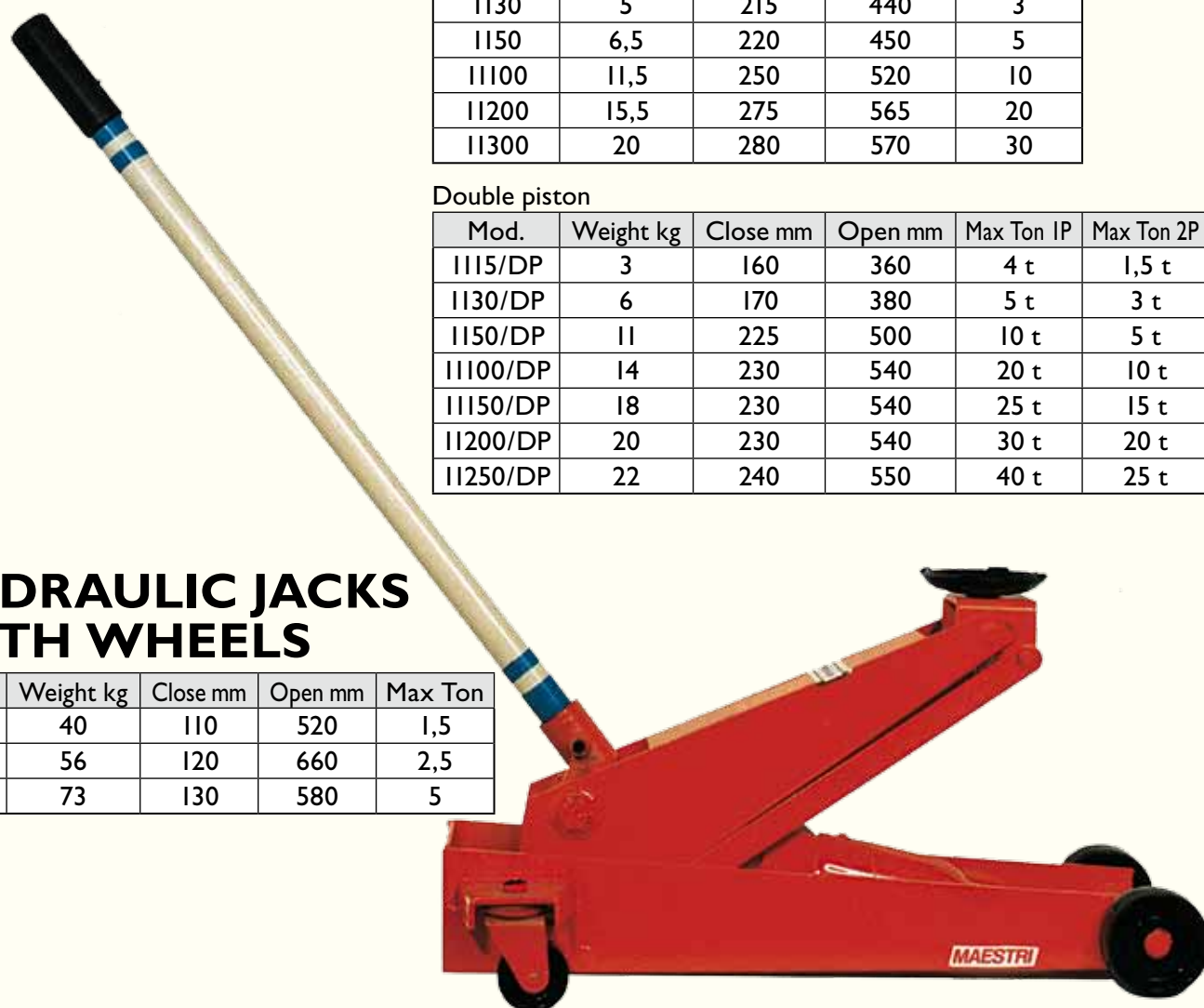
Mod.	Weight kg	Close mm	Open mm	Max Ton
I130	5	215	440	3
I150	6,5	220	450	5
I1100	11,5	250	520	10
I1200	15,5	275	565	20
I1300	20	280	570	30


Double piston

Mod.	Weight kg	Close mm	Open mm	Max Ton IP	Max Ton 2P
I115/DP	3	160	360	4 t	1,5 t
I130/DP	6	170	380	5 t	3 t
I150/DP	11	225	500	10 t	5 t
I1100/DP	14	230	540	20 t	10 t
I1150/DP	18	230	540	25 t	15 t
I1200/DP	20	230	540	30 t	20 t
I1250/DP	22	240	550	40 t	25 t

HYDRAULIC JACKS WITH WHEELS

Mod.	Weight kg	Close mm	Open mm	Max Ton
I105	40	110	520	1,5
I115	56	120	660	2,5
I125	73	130	580	5





Mod. 933
Plastic hose reel
Hose lenght: 15m
Complete with swivel bracket
Max Pressure: 30 bar
Max Temperature: +60°



Mod. 703
Air blow gun
Mod. 703/L
Air blow gun
with long spout



Mod. 704
Air gun
with manometer



Mod. 610
Manometer



Mod. 706
Fuel air gun



Mod. 705
Spray gun



Mod. 611
Spiral hose 6 m
Mod. 612
Spiral hose 12 m

Group full service station



Mod. 711

Air guns kit

Mod. 611 Spiral hose

Mod. 704 Air gun
with manometer

Mod. 703 Air blow gun

Mod. 705 Spray gun

Mod. 706 Fuel air gun



Inflating pumps

Mod. 701 Hand inflating pump

Mod. 708 Foot inflating pump with manometer

Mod. 620

Black for Tyres Air Distributor

complete with 7m spiral hose and nozzle with brush

Tank capacity: 10L

Threads: 1/4" M BSP - Max pressure: 8bar

Net weight: 8kg Gross weight: 9kg

Carton box dimensions: 30x30x60cm

Conformity: PED 97/23/CE



Mod. 620/CARR

Black for Tyres Air Distributor with Wheels

complete with 7m spiral hose and nozzle with brush

Tank capacity: 10L

Threads: 1/4" M BSP - Max pressure: 8bar

Net weight: 9kg Gross weight: 10kg

Carton box dimensions: 30x30x65cm

Conformity: PED 97/23/CE

SPARE PARTS:

Mod. 620/PENN Brush

Mod. 620/PP Nozzle with brush



**Mod. 632****PNEUMATIC TYRE INFLATORS Capacity: 12L**

Painted steel tank with manual charge. Complete with manometer, inflating gun, 12m spiral hose and safety valve (set at 8bar). External diameter of the tank: 350mm

Net weight: 9kg - Gross weight: 10.2kg

Mod. 634**PNEUMATIC TYRE INFLATORS Capacity: 24L**

Painted steel tank with manual charge. Complete with manometer, inflating gun, 12m spiral hose and safety valve (set at 8bar). External diameter of the tank: 243mm

Net weight: 11.3kg - Gross weight: 13kg

This product falls under certain Community directives, so it is CE marked and has the "EC declaration of conformity" in the instruction manual accompanying the appliance.

We make available for consultation Directives concerning this product: PED 97/23/CE

Mod. 622**Steel sprayer with wheels**

Tank capacity: 24L complete with 7m spiral hose and spray nozzle

Threads: M1/4" BSP Net weight: 11.3kg Gross weight: 13kg

Carton box dimensions: 38x35x90cm

PED 97/23/CE Conformity

**Mod. 625****Steel sprayer with wheels**

Tank capacity: 50L complete with 7m spiral hose and spray nozzle

Threads: M1/4" BSP Net weight:

20kg Gross weight: 22kg

Carton box dimensions: 40x42x110cm

PED 97/23/CE Conformity



Mod. 622/INOX**304 INOX sprayer with wheels**

Tank capacity: 24L complete with 7m spiral hose and spray nozzle

Threads: M1/4" BSP Net weight: 11.3kg Gross weight: 13kg

Carton box dimensions: 38x35x90cm

PED 97/23/CE Conformity

**Mod. 625/INOX****304 INOX sprayer with wheels**

Tank capacity: 50L complete with 7m spiral hose and spray nozzle

Threads: M1/4" BSP Net weight: 17.5kg

Gross weight: 19.5kg

Carton box dimensions: 40x42x110cm

PED 97/23/CE Conformity



Mod. T.B.12V START
TURBO BOOSTER "START" 12V - 1600 Amp

BIKES and CARS (for batteries from 0 to 85Ah)

- Internal battery: 12V - 16 Ah
- Cranking rate: 450A
- Recharge: 230V
- Charging capacity: 12V - 0.5 Ah
- Charger: LESA 5A
- Automatic charger
- Voltage spikes protection
- Sealed non-spillable battery
- ABS shock-proof cases
- Charging voltage: max 14.9 V
- Life of battery: 500 cycles
- Lighter socket cord (12V)
- Completely isolated clamps
- Cable diameter: 25mm
- Length of cables: 45 cm
- Net weight: 7 Kg.
(Booster dimensions: 33x27.5x13.5cm)
- Gross weight: 8 kg.
(packing dimensions: 45x29x16cm)



Made in Swiss

Mod. T.B.12V MAXI
TURBO BOOSTER "MAXI" 12V - 2500 Amp

CARS and VAN (for batteries from 0 to 140Ah)

- Internal battery: 12V - 22proAh
- Cranking rate: 800A
- Recharge: 230V
- Charging capacity: 12V - 1.5 Ah
- Charger: LESA 6A
- Automatic charger
- Voltage spikes protection
- Sealed non-spillable battery
- ABS shock-proof cases
- Charging voltage: max 14.9 V
- Life of battery: 500 cycles
- Lighter socket cord (12V)
- Completely isolated clamps
- Cable diameter: 25mm
- Length of cables: 85 cm
- Net weight: 9.5 Kg.
(Booster dimensions: 31x41x13.5cm)
- Gross weight: 11 kg.
(packing dimensions: 33x49x15cm)



Made in Swiss

Mod. T.B.12V PROF
TURBO BOOSTER "PROFESSIONAL"
12V - 4400 Amp

TRUCK and TRACTORS (for batteries from 0 to 200Ah)

- Internal battery: 12V - 22 Ah
- Cranking rate: 700A
- Recharge: 230V
- Charging capacity: 12V - 4Ah
- Charger: LESA 8A
- Automatic charger
- Voltage spikes protection
- Sealed non-spillable battery
- ABS shock-proof cases
- Charging voltage: max 14.9 V
- Life of battery: 500 cycles
- Lighter socket cord (12V)
- Completely isolated clamps
- Cable diameter: 50mm
- Length of cables: 160 cm
- Net weight: 18,5 Kg.
 (Booster dimensions: 44x32x22cm)
- Gross weight: 21 kg.
 (packing dimensions: 51x33x21,5cm))



Made in Swiss

Mod. T.B.24V PROF
TURBO BOOSTER "PROFESSIONAL"
24V - 3200 Amp

TRUCKS and EARTH MOVING
 (for batteries from 0 to 170Ah)

- Internal battery: 12V - 23 Ah
- Cranking rate: 1150A
- Boost rate: 3200A
- Recharge: 230V
- Charging capacity: 24V - 2Ah
- Charger: LESA 7A
- Automatic charger
- Voltage spikes protection
- Sealed non-spillable battery
- ABS shock-proof cases
- Charging voltage: max 25.2 V
- Life of battery: 500 cycles
- No lighter socket cord
- Completely isolated clamps
- Cable diameter: 50mm
- Length of cables: 160 cm
- Net weight: 20.5 Kg.
 (Booster dimensions: 44x32x22cm)
- Gross weight: 21 kg.
 (packing dimensions: 51x33x21,5cm)



Made in Swiss

HEAVY SHEET



To be fixed

Mod. **1480** Tool box "small type" mm. 130x310x130

Mod. **1482** Tool box "long type" mm. 125x420x125

Mod. **1488** Tool box "big type" mm. 200x450x180



Laptops

(vasistas opening)

Mod. **1483** 3 compartments

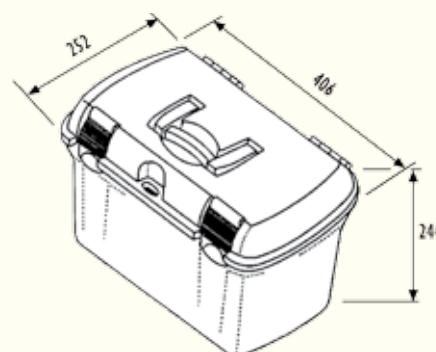
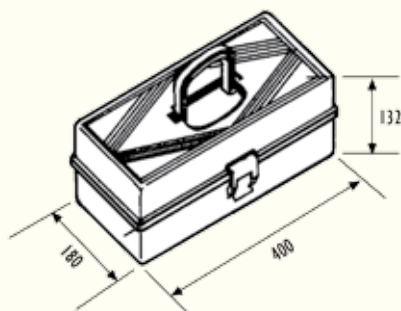
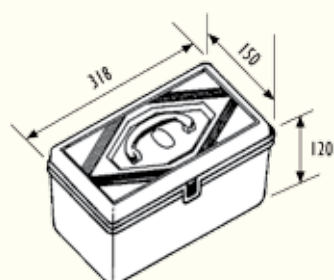
Mod. **1486** 5 compartments

POLYPROPYLENE

Mod. **2488**
Tool box "big type"

Mod. **2480**
Tool box "small type"

Mod. **2482**
Tool box "long type"



For tractors and industrial machines

- Mod. **I410** Seat “**New Simplex**” without arms
- Mod. **I411** Seat “**New Simplex**” with arms
- Mod. **I414** Seat “**New Style**” with arms
- Mod. **I415** Seat “**New Style**” without arms
- Mod. **I416** Pillow and Back
- Mod. **I417** Kit spare parts for arms



Mod. **I403**
Seat “**Tractor**”
complete with pillow
(reinforced steel)



Mod. **I444** Seat “**New Style**”
Adjustable spring
Adjustable sliding guide
Arms

For tractors and industrial machines



Mod. 1500
Seat "pilota"
Adjustable spring
Adjustable sliding guide



Mod. 1418
Adjustable spring



Mod. 1419
Adjustable spring

Mod. 1424
Adjustable sliding guide KIT

